



## Treasurer's Report for 2021 Financial Year - AGM to be held 27<sup>th</sup> February 2022

At the end of the CTA Financial Year on 31<sup>st</sup> December 2021, the association held cash and clothing assets totaling \$62,101.01 (this is a reduction of \$7,095.81 since the end of December 2020). This figure includes cash held in all CTA and 'On Your Bike' bank accounts and petty cash amounts, plus the CTA clothing stock (of \$7,403.11). It should also be noted that this amount also includes \$2,850.00 of membership fees for 2022 that were paid in Nov/Dec 2021, and \$100.00 prepaid Registration Fees received for the Queensland Rail Trails tour to be held in May 2022.

The total members accumulated funds held as at 31<sup>st</sup> December 2021 was \$59,151.01 which is a decrease of \$4,994.81 from 31<sup>st</sup> December 2020. In summary, this decrease is attributed to the following:

CTA general accounts	-\$1,685.93
CTA "Touring" account	202.37
OYB accounts	-3,993.50
	-\$4,994.81

The Income and Expenditure applicable to each of the above are detailed in the association's Financial Statements for 2021. The accounts of the CTA, the CTA "Touring" account and the 'On Your Bike' accounts have been audited as a consolidated group, with separate Income and Expenditure statements having been extracted for both the CTA "Touring" account and the 'On Your Bike' tour. The Financial Statements for the association, including the Auditor's Report is available as part of the AGM reports.

At the end of 2021, a list of the equipment owned by the CTA and OYB has been made and the total replacement cost of this equipment is estimated to be over \$20,000.00. This includes items such as the CTA trailer, projector, laptop, panniers, eskies, crock pots, extensions leads, etc. and highlights the importance of holding cash reserves in the event that any items may require repairs or being replaced.

It is considered that at the current time, the reserves held are more than adequate to meet all foreseeable expenses, with the association being in a very good financial position at the end of December 2021. As recorded at the last AGM in February 2020, the CTA Committee was authorized to reduce the association's reserves by providing a variety of benefits to CTA members. During 2021, benefits provided included a reduction to Membership Fees (including the introduction of a sub type of "Country" under the "General" Membership type, for those members who live outside the Perth Metro area); organizing a First Aid Course with a subsidy for those members who attended; and holding a BBQ for all members that led a daily Ride during 2020.

In 2022, the CTA Committee intends to continue to look at options to give back to members, while being mindful that all payments, including any reductions to reserves need to be allowed within the CTA's constitution. And with preferences be given to spreading the benefits of the reductions to the majority of members. As has been previously stated, it is the members (past and present) that have paid membership fees and contributed to many years of OYB tours having a surplus.

### *CTA Operating and Investment Accounts (excludes the "Touring" & OYB accounts) and Clothing Stock:*

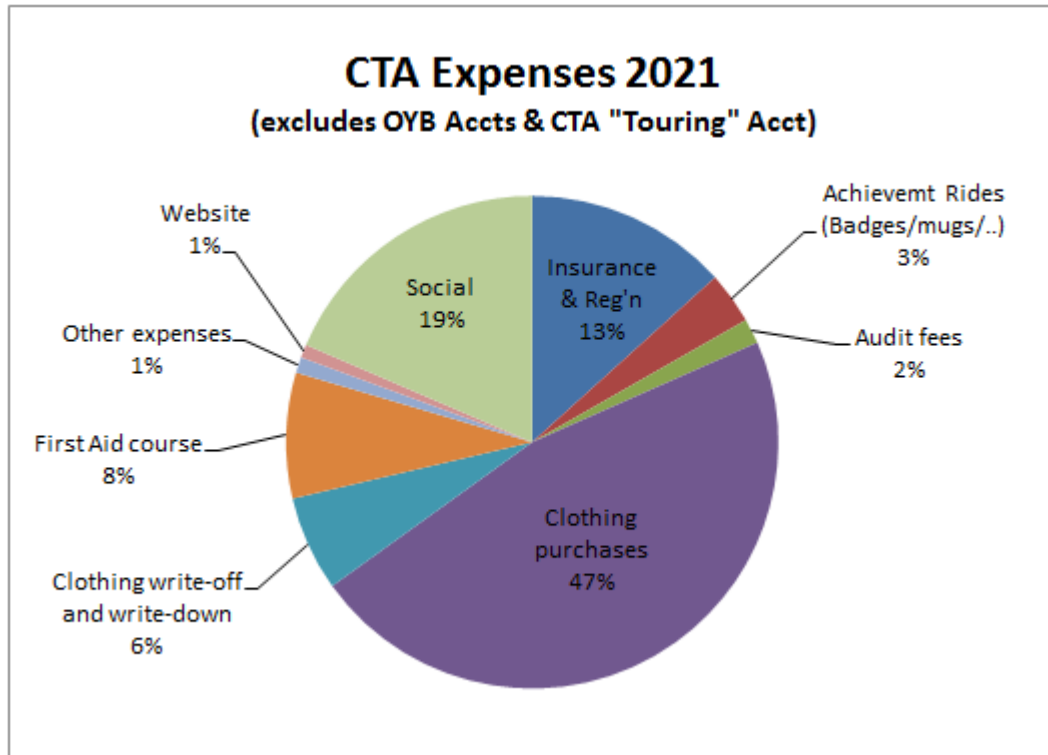
When the net profits/losses from the OYB and the CTA "Touring" accounts are deducted from the total consolidated accounts, the total CTA general income was less than the total expenditure in 2021 by \$1,685.93. Some items worth noting are as follows:

- Significant clothing purchases were made in 2021 - these totaled \$8,006.31 and represented 49% of total 2021 expenditure (this is an increase in clothing purchases expenditure of \$3,218.51 on the previous year)



- The value of clothing sales remained similar in 2021 to 2020, with sales of \$2,929.00 in 2021 and \$3,005.00 in 2020, which resulted in a significant increase in the value of closing stock - \$7,403.11 as at 31 December 2020, whereas the value as at 31 December 2020 was only \$3,397.17
- A First Aid course was arranged in September 2021 with a subsidy offered to all members who attended - the total cost of the subsidy was \$1,413.00

The following chart illustrates where the expenditure of the CTA (excludes OYB and "Touring" account expenses) was made during 2021:



CTA "Touring" Account - Grain Silo Art Tour (April/May 2021), Southern Dams and Murals Tour (Nov 2021) and Queensland Rail Trails Tour (May 2022)

In 2021, the CTA "Touring" account was used for multiple tours (as above). The Grain Silo Art Tour resulted in receipts exceeding payments by \$198.37, due to the tour being run with no refunds to be made once the tour started for participants who changed their mind and decided to no longer camp. The Southern Dams and Murals Tour resulted in receipts exceeding payments by \$4.00, due to one of the campsites changing their cost structure for those camping. And finally, in December 2021, funds totaling \$100.00 were deposited to this account, being prepaid registration fees for the Queensland Rail Trails Tour to be held in May 2022.

#### 'On Your Bike' Accounts

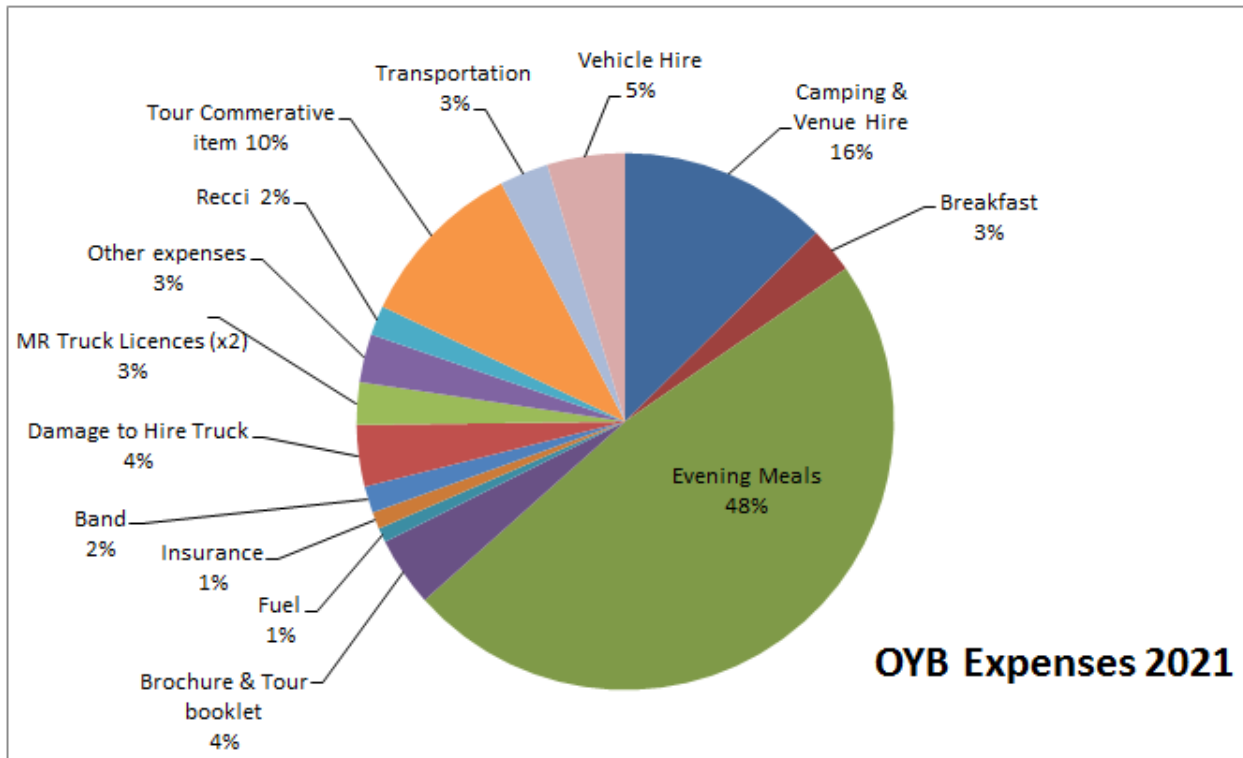
The total funds held in accounts in the name of 'On Your Bike' and OYB petty cash at the end of the CTA financial year for 2021 were \$22,854.28.

For the 2021 OYB 'Heart of the Great Southern' tour, the tour income was \$70,612.00 and the tour expenditure was \$72,777.27, resulting in a tour 'loss' of \$2,165.27. This loss was due to the cost to cover damage to the hire truck of 2,761.75. There was also an extraordinary expense of \$1,907.80 to pay for two



OYB committee members to obtain their MR Truck Licence. Hence, with income received from Bank interest of \$79.57 during the year, the total balances (in the OYB bank accounts) decreased by \$3,993.50 since the previous year end.

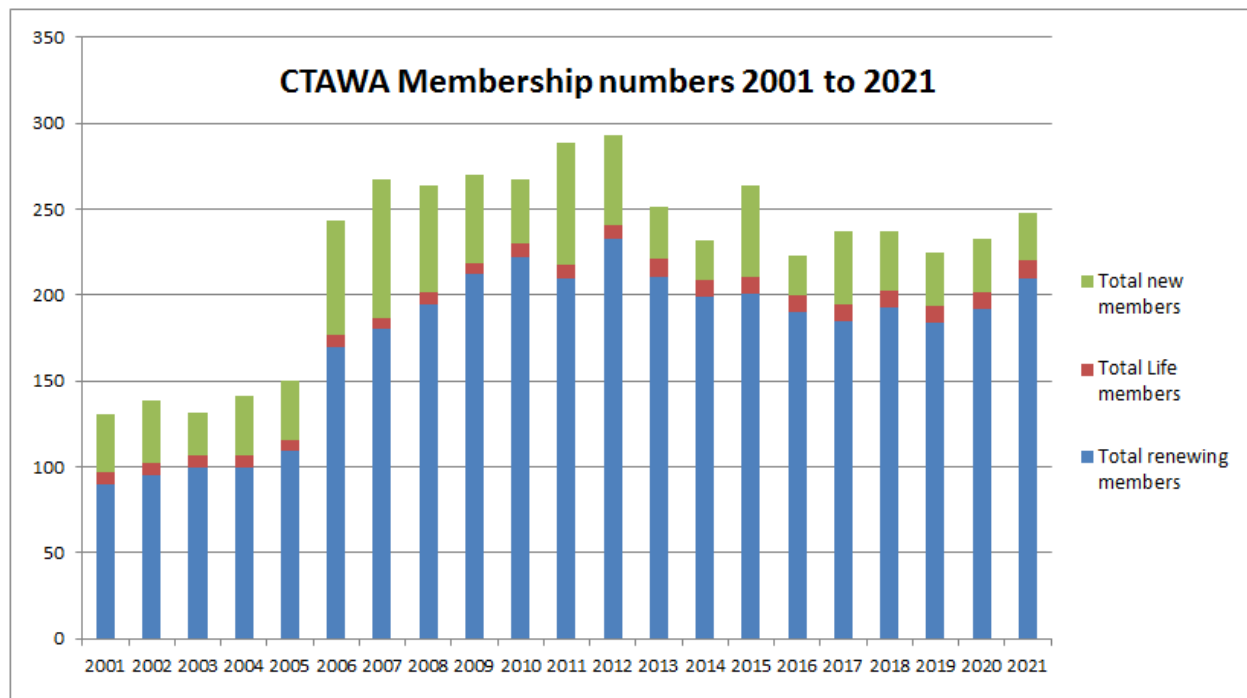
The following chart illustrates where the OYB expenditure of was made during 2021:



#### CTAWA Memberships for 2021

The total membership for 2021 (at 31<sup>st</sup> December 2021) was 248 which is an increase of 15 members from the end of December 2020. There were 28 new members in 2021 (which included 7 from OYB), which compares to 31 new members in 2020 (10 of which were from OYB).

The graph below shows changes in membership numbers since 2001.



The chart below provides details of membership types by location as at 31 December 2021.

2021 Members by Membership Type and Location						
Location		Number of Members				
Postcode/State	Area	Full	Pensioner	Life	OYB2021	Total
6000 < 6200	Perth Metro	154	31	8	5	198
6800 - 6999	Perth Metro (PO Box)					
6200 < 6300	South West	14	4	2	1	21
6300 < 6400	Great Southern	14	4		1	19
6400 < 6500	Northam/Esperance					0
6500 < 6600	Geraldton/Jurien	2				2
6700 < 6800	Carnarvon/Kununurra					0
2600	ACT	1				1
2000	NSW					0
3000	VIC	2				2
4000	QLD	2				2
7000	Tasmania		1			1
Overseas	NZ / Germany	1	1			2
<b>Total :</b>		<b>190</b>	<b>41</b>	<b>10</b>	<b>7</b>	<b>248</b>

Christine Liddiard  
 Treasurer