



Treasurer's Report for 2024 Financial Year

At the end of the CTA Financial Year the value of cash and clothing assets held by the association totalled \$46,965.94 – a decrease of \$9,172.29 from the value held at the end of 2023. These figures include the funds held in all CTA bank accounts, 'On Your Bike' bank accounts, petty cash held by the clothing co-ordinator and the OYB administrator, plus clothing stock of \$5,496.52. The amount held includes \$2,580.00 in prepaid 2025 membership fees received during November and December 2024.

With the exclusion of the 2025 prepaid membership fees the total of members accumulated funds held at 31st December 2024 was \$44,385.94 – a reduction of \$3,295.29 from 2023. This reduction is attributed to:

CTA General accounts reduction	-\$2,649.62
CTA 'Touring' account increase	+\$600.51
OYB accounts reduction	-\$1,246.18
	-\$3,295.29

The Income and Expenditure applicable to each of the above are detailed in the association's Financial Statements for 2024. The accounts of the CTA, CTA "Touring" and 'On Your Bike' have been audited as a consolidated group, with separate Income and Expenditure statements having been extracted for both the CTA 'Touring' account and the 'On Your Bike' tour. The Financial Statements for the association, including the Auditor's Report are available as part of the AGM reports.

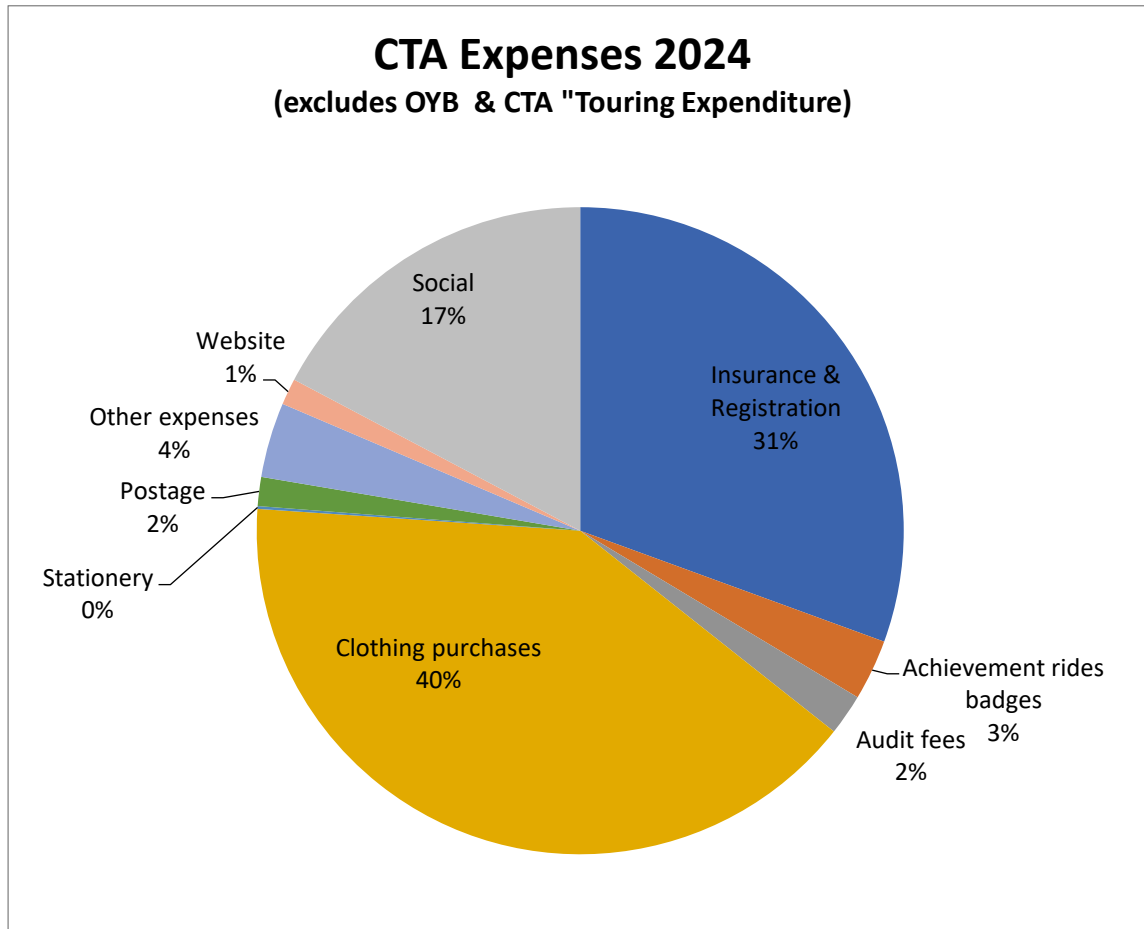
It is considered that the reserves held are adequate to meet all foreseeable expenses during 2025, with the association being in good financial position at the end of 2024. In general costs have remained in line with those experienced in 2023 – with public liability insurance remaining the single largest expense for the association.

CTA Operating, Investment Accounts and Clothing Stock (excludes the 'Touring' & OYB accounts):

When the net gains/losses from the OYB and the CTA "Touring" accounts are deducted from the total consolidated accounts, the total CTA general income was less than the total expenditure in 2024 by \$3,085.99. Items of note are:

- Purchase of jerseys totaling \$6,121.00 – \$5,676.00 of this was for 50th anniversary jerseys, with the balance replenishing stock sold in 2023. In total 86 of the 50th anniversary jerseys were bought and sold in 2024 – with the association funding an average of \$7.28 per jersey.
- Public liability insurance costs of \$4,395.00 – a small reduction compared to the 2023 cost.
- Expenditure on social and AGM functions of \$2,614.90 – which includes room hire, catering and awards given at the AGM.

The following chart illustrates the breakdown of the 2024 CTA General expenditure – which excludes any 'Touring' and OYB expenditure.



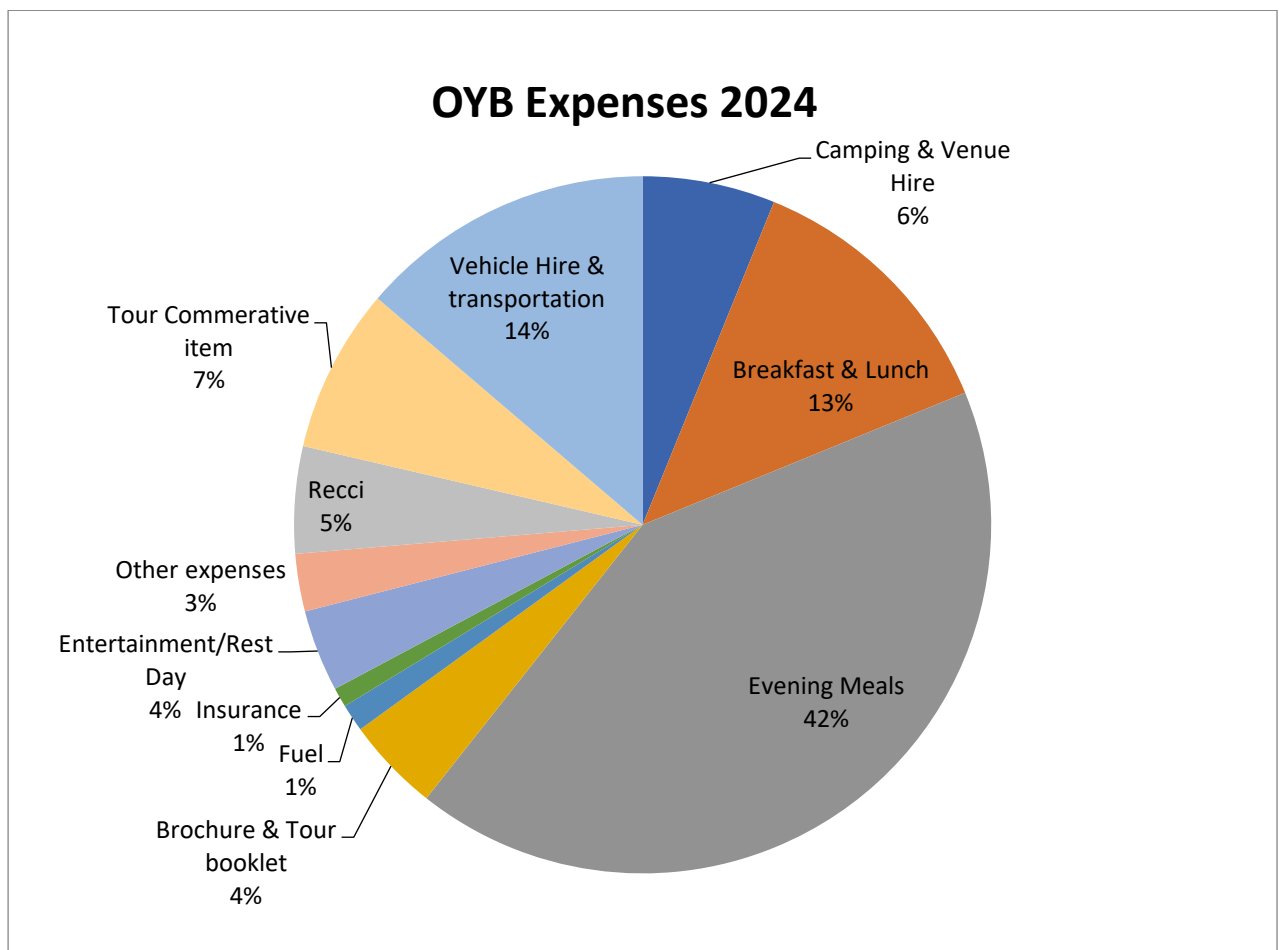
CTA 'Touring' Account – 50th Anniversary Tour April 2024:

The total 'Touring' funds held at the end of 2024 was \$3,178.25 – a reduction of \$1,656.24 from the previous year. This was due to the majority of the entry fees for this tour being received in advance in 2023 – with nearly all expenses incurred during 2024. Combining receipts and expenses from both years resulted in this tour recording a small loss of \$94.16.

'On Your Bike' Accounts:

The total funds held at the end of 2024 in the name of 'On Your Bike' was \$17,267.46. The 2024 'Sculptures to the Sea' tour income was \$78,405.00 and had a total expenditure of \$79,651.18, resulting in a loss of \$1,246.18. The loss was within expectations – with the final number of participants falling slightly lower than the budgeted break-even point, countered by the utilization of some alternative cost options identified prior to the tour.

The following chart illustrates the breakdown of the 2024 'OYB' expenditure.

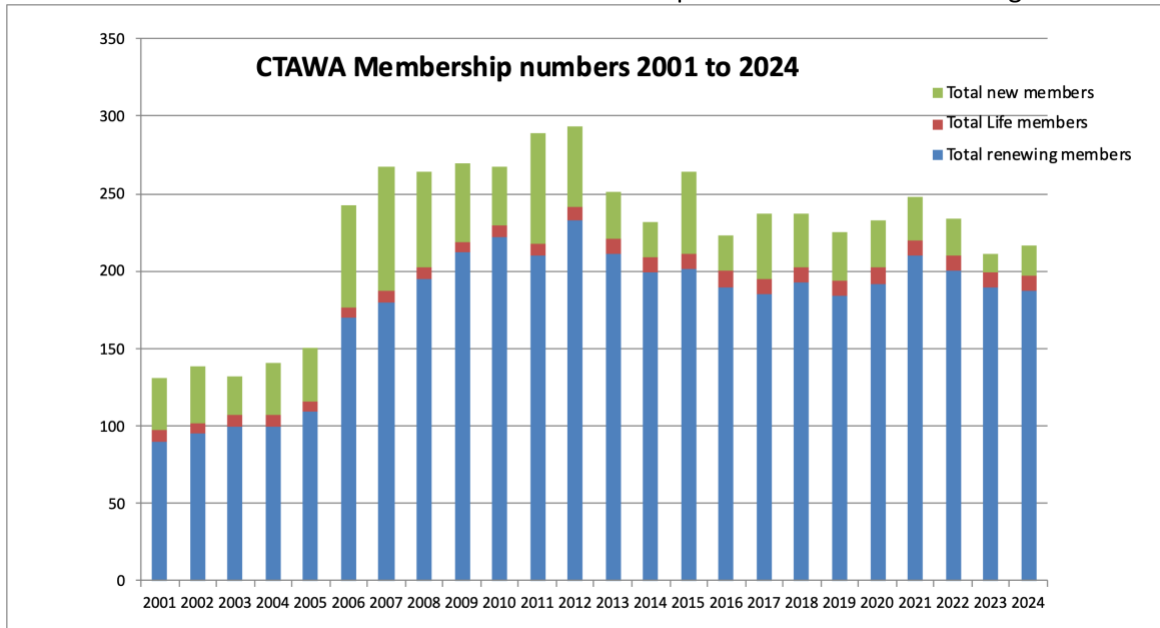




CTAWA Memberships for 2024

The total membership as at December 2024 was 217, which was an increase of 6 from the end of 2023. There was a total of 20 new members in 2024 (9 from OYB), reduced by 5 notified resignations, compared to 12 new members in 2023 (5 from OYB).

The chart below illustrates the movement in membership numbers from 2001 through to 2024.



The table below shows the breakdown of membership types by member location as at 31st December 2024.

2024						
Location		Number of Members				
Postcode/State	Area	Full	Pensioner	Life	OYB 2024	Total
6000 < 6200	Perth Metro	121	33	8	6	168
6800 - 6999	Perth Metro (PO Box)					
6200 < 6300	South West	12	3	2	1	18
6300 < 6400	Great Southern	12	1			13
6400 < 6500	Northam/Esperance					0
6500 < 6600	Geraldton/Jurien	2				2
6700 < 6800	Carnarvon/Kununurra					0
2600	ACT	1				1
2000	NSW					0
3000	VIC				1	1
4000	QLD	6	1			7
7000	Tasmania		3			3
Overseas	NZ / Germany/England	3			1	4
Total :		157	41	10	9	217

Bruce Shaddock
 Treasurer