



Treasurer's Report for 2025 Financial Year

At the end of the CTA Financial Year the value of cash and clothing assets held by the association totalled \$46,175.35 – a decrease of \$790.59 from the value held at the end of 2024. These figures include the funds held in all CTA bank accounts, 'On Your Bike' bank accounts, petty cash held by the clothing co-ordinator and the OYB administrator, plus clothing stock of \$5,510.40. The amount held includes \$1,500.00 in prepaid 2026 membership fees received during November and December 2025.

With the exclusion of the 2026 prepaid membership fees the total of members accumulated funds held at 31st December 2025 was \$44,675.94 – an increase of \$289.41 from 2024. This increase is attributed to:

CTA General accounts reduction	-\$1,082.41
CTA 'Touring' account decrease	-\$63.75
OYB accounts increase	<u>+\$1,435.57</u>
	+\$289.41

The Income and Expenditure applicable to each of the above are detailed in the association's Financial Statements for 2025. The accounts of the CTA, CTA "Touring" and 'On Your Bike' have been audited as a consolidated group, with separate Income and Expenditure statements having been extracted for both the CTA 'Touring' account and the 'On Your Bike' tour. The Financial Statements for the association, including the Auditor's Report are available as part of the AGM reports.

It is considered that the reserves held are adequate to meet all foreseeable expenses during 2026, with the association being in sound financial position at the end of 2025. In general costs have remained in line with those experienced in 2024, however membership income has declined – with 2025 membership fees \$615.00 lower than the previous year.

CTA Operating, Investment Accounts and Clothing Stock (excludes the 'Touring' & OYB accounts):

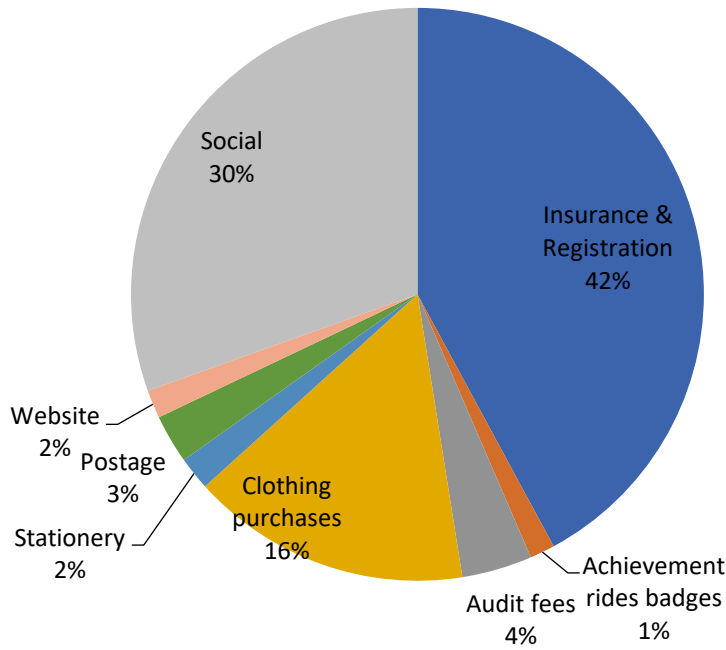
When the net gains/losses from the OYB and the CTA "Touring" accounts are deducted from the total consolidated accounts, the total CTA general income was less than the total expenditure in 2025 by \$2,176.29. Items of note are:

- Purchase of mirrors & NozKons totaling \$1,234.69.
- Public liability insurance net costs of \$3,035.00 – reflecting a contribution of \$1,480.00 from the OYB tour.
- Net expenditure on social and AGM functions of \$2,378.75:
 - AGM Room hire, refreshments & awards \$638.66
 - Three social functions including room hire & refreshments \$981.59
 - Ride leaders BBQ \$674.51
 - Xmas in July – CTA contribution \$304.00
 - Special General Meeting room hire, stationery & refreshments \$279.99
 - Less a bond refund from 2014 of \$500.00

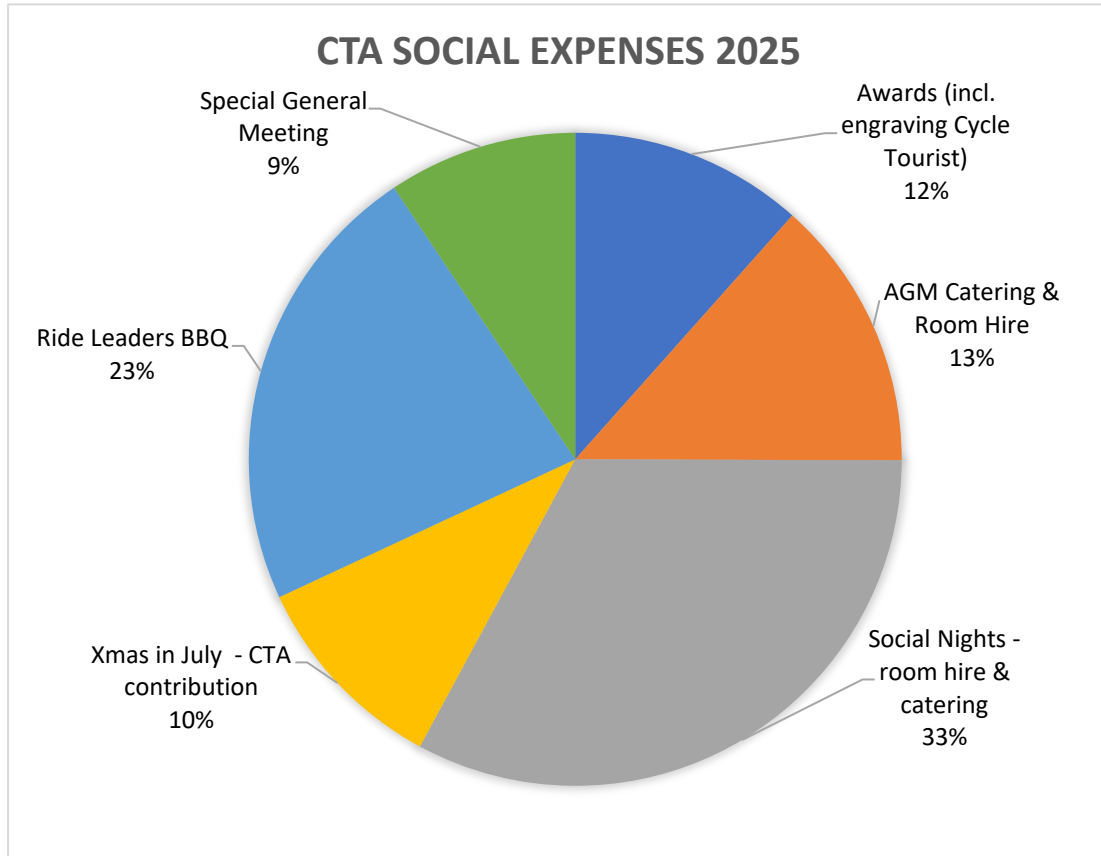
The following chart illustrates the breakdown of the 2025 CTA General expenditure – which excludes any 'Touring' and OYB expenditure.



CTA Expenses 2025 (excludes OYB & CTA "Touring Expenditure")



The chart below illustrates the breakdown of the expenditure on social expenses by event type – including the unbudgeted Special GM.



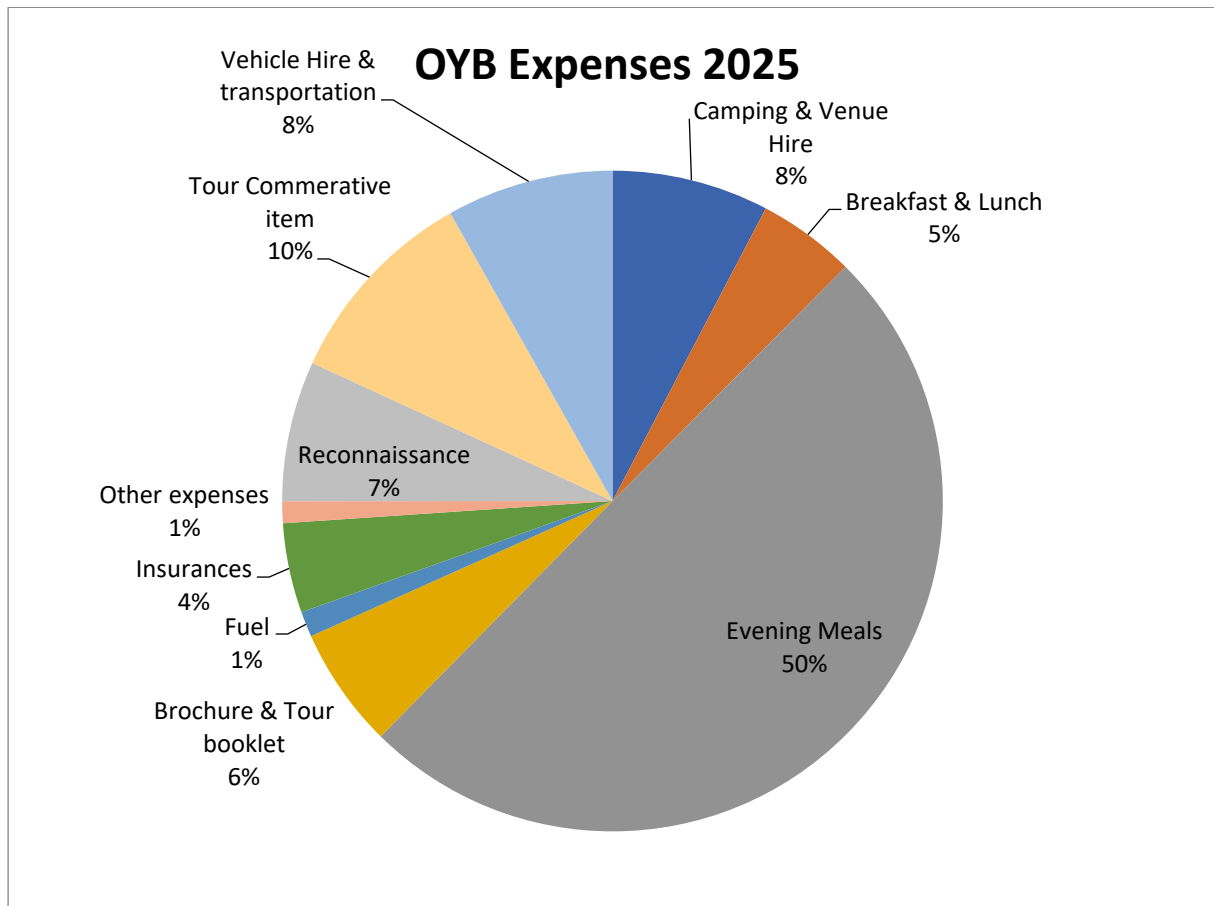
CTA 'Touring' Account – Mid-West Tour September 2025:

The total 'Touring' funds held at the end of 2024 was \$3,114.25 – a reduction of \$63.75 from the previous year due to the tour recording a small shortfall.

'On Your Bike' Accounts:

The total funds held at the end of 2025 in the name of 'On Your Bike' was \$18,703.03. The 2025 'Forests & Murals' tour income was \$51,376.75 and had a total expenditure of \$49,961.18, resulting in a gain of \$1,435.57. The gain was largely attributable to slightly lower than expected tour numbers which allowed the cancellation of optional transport arrangements due to fewer riders requiring transport to the start point of the tour.

The following chart illustrates the breakdown of the 2025 'OYB' expenditure.

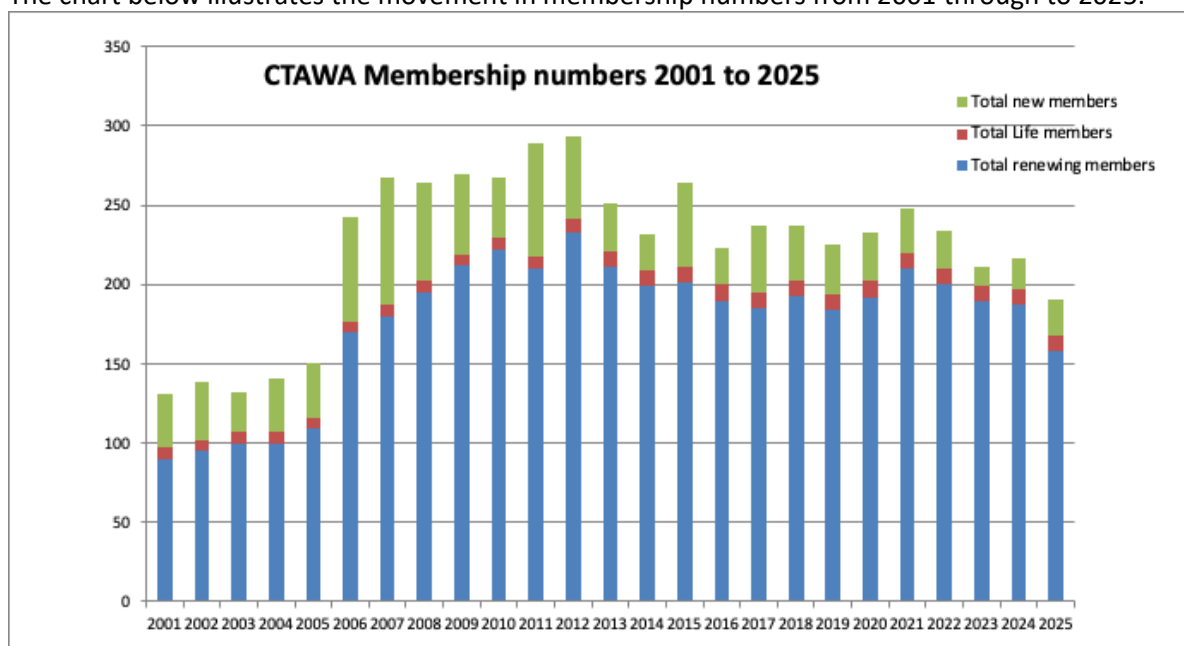




CTAWA Memberships for 2025

The total membership as at December 2025 was 191, which was a decrease of 26 from the end of 2024. There was a total of 23 new members in 2025 (9 from OYB), reduced by 5 notified resignations, compared to 20 new members in 2024 (also 9 from OYB) and 5 notified resignations.

The chart below illustrates the movement in membership numbers from 2001 through to 2025.



The table below shows the breakdown of membership types by member location as at 31st December 2025.

		2025				
Location		Number of Members				
Postcode/State	Area	Full	Pensioner	Life	OYB 2025	Total
6000 < 6200	Perth Metro	117	18	8	9	152
6800 - 6999	Perth Metro (PO Box)					
6200 < 6300	South West	13	3	2		18
6300 < 6400	Great Southern	13	1			14
6400 < 6500	Northam/Esperance					0
6500 < 6600	Geraldton/Jurien	1				1
6700 < 6800	Carnarvon/Kununurra					0
2600	ACT	1				1
2000	NSW					0
3000	VIC					0
4000	QLD	1				1
7000	Tasmania		1			1
Overseas	NZ / Germany/England	1	2			3
Total :		147	25	10	9	191

Bruce Shaddock
 Treasurer